

2864

Global X Logistics REIT ETF

As of 3/29/2024



FUND OBJECTIVE

The Global X Logistics REIT ETF seeks to provide investment results that correspond generally to the price and yield performance, before fees and expenses, of the Solactive Logistics REIT Index.

KEY FEATURES



Targeted Exposure

The Global X Logistics REIT ETF enables investors to invest in listed global REITs with focus on logistic facilities.



High Growth Potential

The Global X Logistics REIT ETF offers investment opportunities with high growth potential through REITs around the world related to logistics facilities.



Bimonthly Distributions

The Global X Logistics REIT ETF makes distributions on a bimonthly basis.

FUND DETAILS

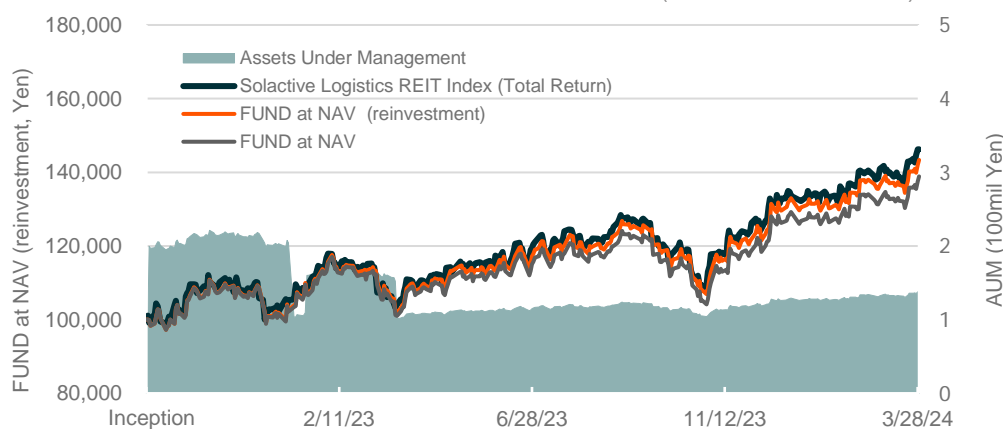
Inception Date	9/28/22
Underlying Index	Solactive Logistics REIT Index
Number of Holdings	19
Assets Under Management	¥ 1.38(100mil)
NAV (per 100 units)	¥ 138,902
Management Fee	0.4125% per annum (0.375% before tax)
Distribution Frequency	Bimonthly
Closing date	2/24, 4/24, 6/24, 8/24, 10/24, 12/24

TRADING DETAILS

Securities code	2864
ISIN	JP3049710001
Exchange	Tokyo Stock Exchange
Index Ticker	SOLOGREP

ASSETS UNDER MANAGEMENT / FUND PERFORMANCE CHART

(9/28/2022 ~ 3/29/2024)



PREVIOUS 12-PERIODS DISTRIBUTIONS

per 100 units, before taxes (Yen)	
10/24/22	200
12/24/22	200
2/24/23	500
4/24/23	700
6/24/23	400
8/24/23	400
10/24/23	500
12/24/23	300
2/24/24	400
Total Distribution Since Inception	3,600

PERFORMANCE

	One Month	Year to Date	One Year	Three Year	Since Inception
FUND at NAV	+5.79 %	+7.51 %	+29.12 %	-----	+38.90 %
FUND at NAV (reinvestment)	+5.79 %	+7.83 %	+32.15 %	-----	+43.37 %
Solactive Logistics REIT Index (Total Return)	+5.63 %	+9.48 %	+31.80 %	-----	+46.26 %

TOP 10 HOLDINGS

		% of AUM	
		Total : 84.17%	
GOODMAN GROUP	26.17%	STAG INDUSTRIAL INC	4.79%
PROLOGIS INC	18.64%	FIRST INDUSTRIAL REALTY TR	4.77%
REXFORD INDUSTRIAL REALTY IN	7.29%	WAREHOUSES DE PAUW SCA	4.30%
EASTGROUP PROPERTIES INC	5.72%	TERRENO REALTY CORP	3.89%
AMERICOLD REALTY TRUST INC	4.85%	MAPLETREE LOGISTICS TRUST	3.76%

Fund performance assumes that dividends (before taxes) are reinvested in the fund. NAV value is calculated after deducting trust fees. In the graph, the value of (Solactive Logistics REIT Index) is modified to match the fund NAV at the time of inception. The performance data quoted represents past performance and does not guarantee future results. Investment return and principal value of an investment will fluctuate so that an investor's shares, when sold or redeemed, may be worth more or less than their original cost. High short term performance of the fund is unusual and investors should not expect such performance to be repeated.

GLOBAL X

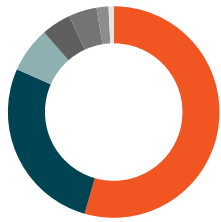
Global X Japan Co. Ltd. Registration No. : Director of Kanto Local Finance Bureau (Financial Instruments Firms) No.3174 Member of Japan Investment Advisers Association Member of The Investment Trusts Association, Japan

Sanno Park Tower 21F, 2-11-1, Nagatacho, Chiyoda-ku, Tokyo



COUNTRY BREAKDOWN

% of AUM



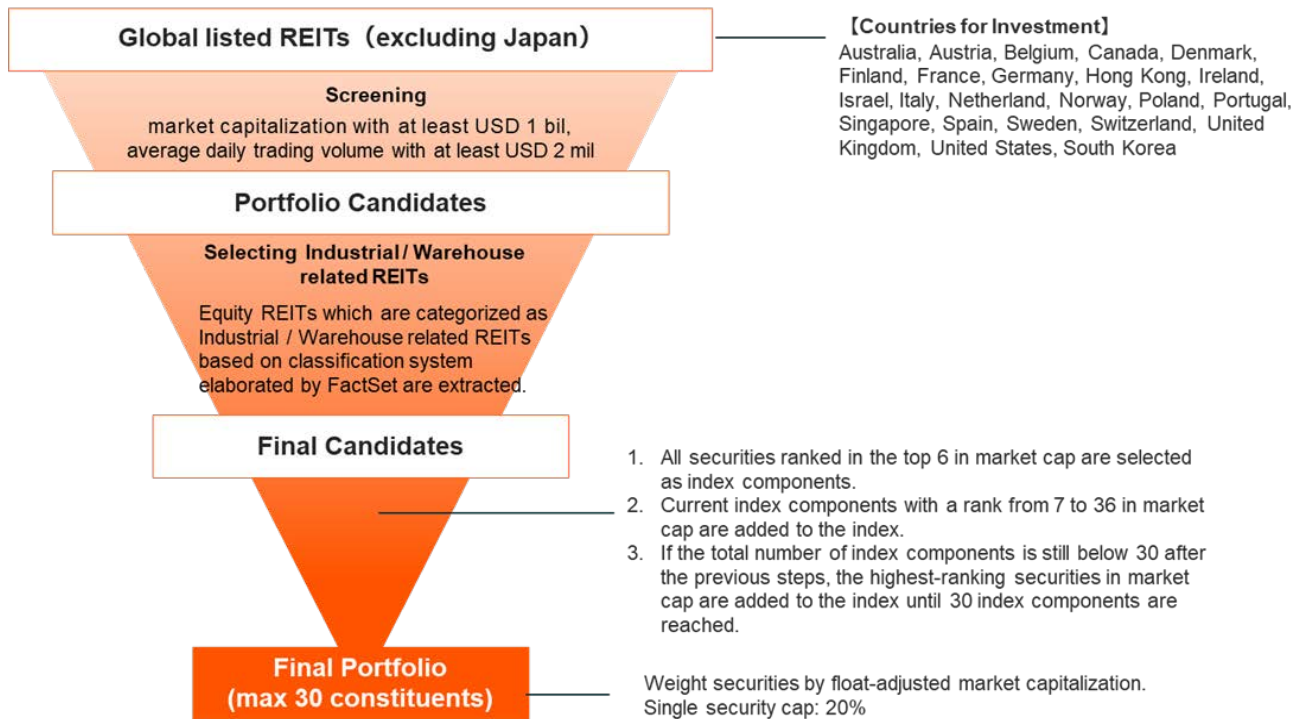
● United States	54.44%
● Australia	27.18%
● Singapore	6.96%
● United Kingdom	4.52%
● Belgium	4.30%
● Canada	1.82%
● ---	---
● ---	---
● ---	---
● Others*	0.79%

*Others include cash and cash equivalents.

Concept & Key Points

1. Focus on global logistics REITs (excluding Japan)
2. Screen REITs based market capitalization and liquidity criteria
3. Select logistics REITs with extensive industry classification system provided by FactSet
4. Reconstitute and rebalance portfolio, twice a year in January and July
5. Distribute of dividend in every 2 months (6 times a year)

Index construction process



Investment Risks

The Fund will invest in financial instruments whose prices fluctuate and as a result the NAV per unit of the Fund will also fluctuate. Therefore the invested amount will not be guaranteed and a loss of principal may be caused. All the gains and losses accrued to the trust assets will be attributable to the investors. Investment trusts are not deposits.

Major factors to cause fluctuation of NAV per unit:

Price Volatility risks / Credit risks (REIT Price Volatility), Exchange risks, Country risks, Other risks

The performance of the NAV may not completely match that of the index. The factors to cause fluctuation of NAV per unit are not limited to those mentioned above. Please read "Investment Risks" in the fund's Prospectus describing in detail.

Fee Structure

<Fees directly charged to customers>

Subscription commission: Determined by the Distributor. (Subscription Commission is a consideration for explanation of products, provision of product information and investment information, and execution of application at the time of the subscription of the Fund)

Redemption Fee: Nil

Exchange commission: Determined by the Distributor.

(Exchange Commission is a consideration for administrative procedures for exchange of units of the Fund.)

<Fees indirectly charged during holding period>

Management Fee (Trust Fee):

Trust fee is calculated daily as sum of 1 and 2 as shown below during the holding period.

1. The amount obtained by multiplying the total net assets of the trust assets by the ratio up to 0.4125% per annum (0.375% before tax).

2. The amount obtained by multiplying lending charges due to lending of REITs held in the trust assets by up to 55% (50% before tax).

Other Expenses and Brokerage Commissions

Fund Listing Expenses and Annual Fees for Use of Trademarks of the Index with tax levied on them can be borne by the unitholders, and can be paid from the trust assets.

Commissions associated with securities transactions (including brokerage commissions on trade of securities, fees for future transactions and option transactions) and auditing fees shall be charged to the trust assets.

※As expenses for brokerage commissions on trade of securities, etc. shall vary depending on circumstances, specific rate of fees or the maximum amounts thereof cannot be disclosed in advance.

※As REITs are traded on market prices, their expenses can not be displayed.

※Please see further details described under "Expenses and Taxes of the Fund" in the Prospectus.

About the copyright of the index

THIS FUND IS NOT SPONSORED, ENDORSED, SOLD OR PROMOTED BY SOLACTIVE AG ("SOLACTIVE") OR ANY OF ITS AFFILIATES.

(COLLECTIVELY, THE "SOLACTIVE PARTIES"). THE SOLACTIVE INDEX IS THE EXCLUSIVE PROPERTY OF SOLACTIVE. SOLACTIVE AND THE SOLACTIVE INDEX NAME IS A SERVICE MARK(S) OF SOLACTIVE OR ITS AFFILIATES AND HAVE BEEN LICENSED FOR USE FOR CERTAIN PURPOSES BY [LICENSEE]. NONE OF THE SOLACTIVE PARTIES MAKES ANY REPRESENTATION OR WARRANTY, EXPRESS OR IMPLIED, TO THE ISSUER OR OWNERS OF THIS FUND OR ANY OTHER PERSON OR ENTITY REGARDING THE ADVISABILITY OF INVESTING IN FUNDS GENERALLY OR IN THIS FUND PARTICULARLY OR THE ABILITY OF ANY SOLACTIVE INDEX TO TRACK CORRESPONDING STOCK MARKET PERFORMANCE. SOLACTIVE OR ITS AFFILIATES ARE THE LICENSORS OF CERTAIN TRADEMARKS, SERVICE MARKS AND TRADE NAMES AND OF THE SOLACTIVE INDEX WHICH IS DETERMINED, COMPOSED AND CALCULATED BY SOLACTIVE WITHOUT REGARD TO THIS FUND OR THE ISSUER OR OWNERS OF THIS FUND OR ANY OTHER PERSON OR ENTITY. NONE OF THE SOLACTIVE PARTIES HAS ANY OBLIGATION TO TAKE THE NEEDS OF THE ISSUER OR OWNERS OF THIS FUND OR ANY OTHER PERSON OR ENTITY INTO CONSIDERATION IN DETERMINING, COMPOSING OR CALCULATING THE SOLACTIVE INDEX. NONE OF THE SOLACTIVE PARTIES IS RESPONSIBLE FOR OR HAS PARTICIPATED IN THE DETERMINATION OF THE TIMING OF, PRICES AT, OR QUANTITIES OF THIS FUND TO BE ISSUED OR IN THE DETERMINATION OR CALCULATION OF THE EQUATION BY OR THE CONSIDERATION INTO WHICH THIS FUND IS REDEEMABLE. FURTHER, NONE OF THE SOLACTIVE PARTIES HAS ANY OBLIGATION OR LIABILITY TO THE ISSUER OR OWNERS OF THIS FUND OR ANY OTHER PERSON OR ENTITY IN CONNECTION WITH THE ADMINISTRATION, MARKETING OR OFFERING OF THIS FUND.

ALTHOUGH SOLACTIVE SHALL OBTAIN INFORMATION FOR INCLUSION IN OR FOR USE IN THE CALCULATION OF THE SOLACTIVE INDEX FROM SOURCES THAT SOLACTIVE CONSIDERS RELIABLE, NONE OF THE SOLACTIVE PARTIES WARRANTS OR GUARANTEES THE ORIGINALITY, ACCURACY AND/OR THE COMPLETENESS OF ANY SOLACTIVE INDEX OR ANY DATA INCLUDED THEREIN. NONE OF THE SOLACTIVE PARTIES MAKES ANY WARRANTY, EXPRESS OR IMPLIED, AS TO RESULTS TO BE OBTAINED BY THE ISSUER OF THE FUND, OWNERS OF THE FUND, OR ANY OTHER PERSON OR ENTITY, FROM THE USE OF ANY SOLACTIVE INDEX OR ANY DATA INCLUDED THEREIN. NONE OF THE SOLACTIVE PARTIES SHALL HAVE ANY LIABILITY FOR ANY ERRORS, OMISSIONS OR INTERRUPTIONS OF OR IN CONNECTION WITH ANY SOLACTIVE INDEX OR ANY DATA INCLUDED THEREIN. FURTHER, NONE OF THE SOLACTIVE PARTIES MAKES ANY EXPRESS OR IMPLIED WARRANTIES OF ANY KIND, AND THE SOLACTIVE PARTIES HEREBY EXPRESSLY DISCLAIM ALL WARRANTIES OF MERCHANTABILITY AND FITNESS FOR A PARTICULAR PURPOSE, WITH RESPECT TO EACH SOLACTIVE INDEX AND ANY DATA INCLUDED THEREIN. WITHOUT LIMITING ANY OF THE FOREGOING, IN NO EVENT SHALL ANY OF THE SOLACTIVE PARTIES HAVE ANY LIABILITY FOR ANY DIRECT, INDIRECT, SPECIAL, PUNITIVE, CONSEQUENTIAL OR ANY OTHER DAMAGES (INCLUDING LOST PROFITS) EVEN IF NOTIFIED OF THE POSSIBILITY OF SUCH DAMAGES.



Global X Japan Co. Ltd. Registration No. : Director of Kanto Local Finance Bureau (Financial Instruments Firms) No.3174 Member of Japan Investment Advisers Association Member of The Investment Trusts Association, Japan

Sanno Park Tower 21F, 2-11-1, Nagatacho, Chiyoda-ku, Tokyo

Disclaimer: Warning before handling this material

This material was prepared by Global X Japan Co. Ltd. to provide information about its funds' performance and other operation-related facts. Potential investors should refer to and read the prospectus of such fund product for more detailed information prior to their investment decision. Since investment trusts will invest in stocks whose prices fluctuate, the NAV of this fund could possibly decline and cause a loss in investment. The investors' principals thus are not guaranteed and the fund contains risk that the NAV may fall below its par value. All the gains and losses accrued to the trust assets will be attributable to the investors. Investment trusts are different from deposits and insurance policies. Investment trusts are not protected by the Deposit Insurance Corporation of Japan and insurance policyholders protection corporations. Investment trusts which are not purchased from securities companies are not protected by the Japan Investor Protection Fund. The information, statements, forecasts and projections contained herein, including any expression of opinion, are based upon sources believed to be reliable, but their accuracy, correctness or completeness are not guaranteed. The performance of investments, if referred to herein, is based on past data and is neither necessarily an indication nor a guarantee of future performance of investments. The performance data in this material does not consider any tax or fees if there were any, and will not provide a final return for potential investors. Global X Japan Co. Ltd. made all reasonable efforts to ensure that the information contained herein is current, but it is subject to change without notice. The dividend amount is to be determined, based on the dividend distribution policy of such fund product, by the investment manager, who will not promise or guarantee any fixed amount of dividend before investment. In some cases, the investment manager might decide to skip a dividend payment for the correspondent period due to performance reason. Global X is a registered trademark of Global X Management Company LLC. Any replication, citation, reprinting, transmission or otherwise of Global X – by any means and for any purpose – without permission is prohibited. Global X LLC is a registered investment advisor with the United States Securities and Exchange Commission.



Global X Japan Co. Ltd. Registration No. : Director of Kanto Local Finance Bureau (Financial Instruments Firms) No.3174 Member of Japan Investment Advisers Association Member of The Investment Trusts Association, Japan

Sanno Park Tower 21F, 2-11-1, Nagatacho, Chiyoda-ku, Tokyo