

2836

Global X Japan Fintech ETF

As of 3/29/2024



FUND OBJECTIVE

The Global X Japan Fintech ETF seeks to provide investment results that correspond generally to the price and yield performance, before fees and expenses, of the Indxx Japan Fintech Index.

KEY FEATURES



High Growth Potential

The Global X Japan Fintech ETF enables investors to access high growth potential through Japanese companies engaged in fintech-related businesses.



Unconstrained Approach

The Global X Japan Fintech ETF's composition transcends classic sectors and industry classifications by tracking an emerging theme.



ETF Efficiency

In a single trade, the Global X Japan Fintech ETF delivers access to dozens of Japanese companies with high exposure to the fintech theme.

FUND DETAILS

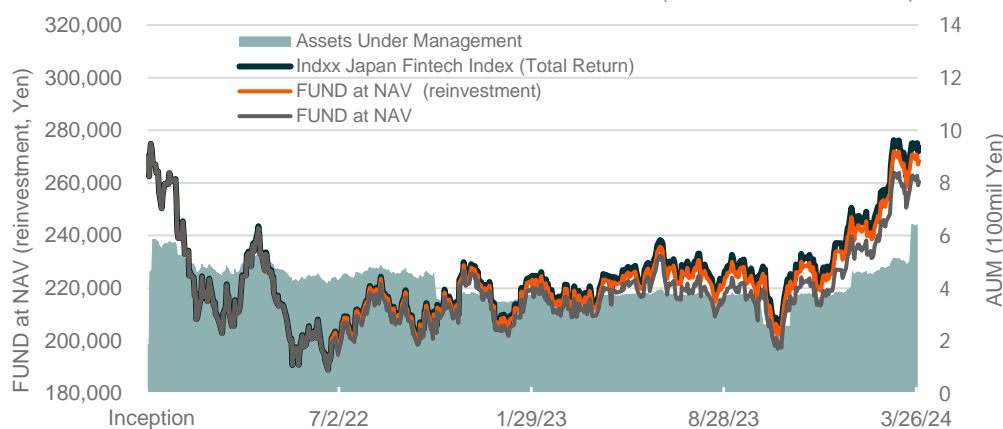
Inception Date	12/6/21
Underlying Index	Indxx Japan Fintech Index
Number of Holdings	32
Assets Under Management	¥ 6.35(100mil)
NAV (per 100 units)	¥ 260,427
Management Fee	0.649% per annum (0.59% before tax)
Distribution Frequency	Semi-Annually
Closing date	6/24, 12/24

TRADING DETAILS

Securities code	2836
ISIN	JP3049410008
Exchange	Tokyo Stock Exchange
Bloomberg INAV Ticker	2836JPV
Index Ticker	IJFIP

ASSETS UNDER MANAGEMENT / FUND PERFORMANCE CHART

(12/6/2021 ~ 3/29/2024)



PREVIOUS 12-PERIODS DISTRIBUTIONS

per 100 units, before taxes (Yen)	
6/24/22	1,800
12/24/22	1,100
6/24/23	2,700
12/24/23	800

Total Distribution Since Inception	6,400
------------------------------------	-------

PERFORMANCE

	One Month	Year to Date	One Year	Three Year	Since Inception
FUND at NAV	-0.13 %	+14.70 %	+24.01 %	-----	-3.55 %
FUND at NAV (reinvestment)	-0.13 %	+14.70 %	+25.97 %	-----	-0.60 %
Indxx Japan Fintech Index (Total Return)	+0.16 %	+15.23 %	+27.34 %	-----	+1.23 %

TOP 10 HOLDINGS

		% of AUM	
		Total : 67.57%	
JAPAN EXCHANGE GROUP INC	8.21%	FREEE KK	6.80%
MONEY FORWARD INC	8.20%	MONEX GROUP INC	6.77%
RAKUTEN BANK LTD	7.88%	SBI SUMISHIN NET BANK LTD	5.10%
ZENKOKU HOSHO CO LTD	7.79%	NOMURA RESEARCH INSTITUTE LT	5.01%
GMO PAYMENT GATEWAY INC	7.58%	NTT DATA GROUP CORP	4.24%

Fund performance assumes that dividends (before taxes) are reinvested in the fund. NAV value is calculated after deducting trust fees. In the graph, the value of (Indxx Japan Fintech Index) is modified to match the fund NAV at the time of inception. The performance data quoted represents past performance and does not guarantee future results. Investment return and principal value of an investment will fluctuate so that an investor's shares, when sold or redeemed, may be worth more or less than their original cost. High short term performance of the fund is unusual and investors should not expect such performance to be repeated.

GLOBAL X

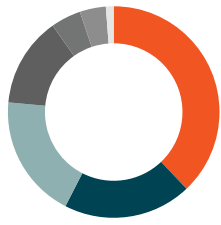
Global X Japan Co. Ltd. Registration No. : Director of Kanto Local Finance Bureau (Financial Instruments Firms) No.3174 Member of Japan Investment Advisers Association Member of The Investment Trusts Association, Japan

Sanno Park Tower 21F, 2-11-1, Nagatacho, Chiyoda-ku, Tokyo



INDUSTRY BREAKDOWN

% of AUM



● Information & Communication	37.92%
● Other Financial Business	19.63%
● Securities & Commodities Futures	18.92%
● Banks	13.75%
● Services	4.60%
● Insurance	4.00%
● ---	---
● ---	---
● ---	---
● Others*	1.19%

*Others include cash and cash equivalents.

Concept & Key Points

1. Focus on Japanese companies in Fintech industry

2. Screen stocks based on market capitalization and liquidity criteria

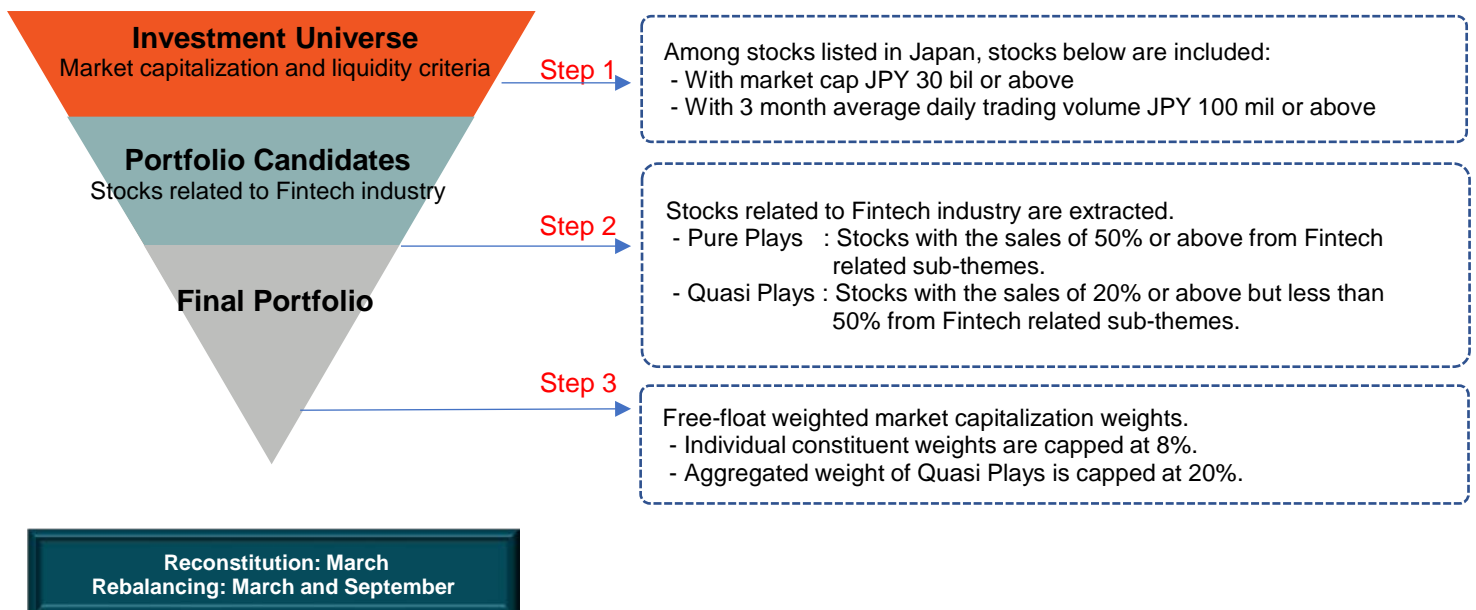
3. Classify Fintech into 9 sub-themes*, and select stocks based on sales ratio derived by these sub-themes

4. Free-float weighted market capitalization weights (capped at 8%)

5. Reconstitution once a year in March, and rebalancing portfolio twice a year in March and September

* Wealth and Asset Management, Digital Payments and Point-of-Sale (POS), Blockchain and Cryptocurrency, Financial Systems/Software, Credit Risk management, Venture Capital and Crowdfunding, Online Brokerage Firm, Financial Data Provider and Exchanges, Insurance Technology

Index construction process



Investment Risks

The Fund will invest in financial instruments whose prices fluctuate and as a result the NAV per unit of the Fund will also fluctuate. Therefore the invested amount will not be guaranteed and a loss of principal may be caused. All the gains and losses accrued to the trust assets will be attributable to the investors. Investment trusts are not deposits.

Major factors to cause fluctuation of NAV per unit:

Price Volatility risks / Credit risks (Stock Price Volatility), Other risks

The performance of the NAV may not completely match that of the index. The factors to cause fluctuation of NAV per unit are not limited to those mentioned above. Please read "Investment Risks" in the fund's Prospectus describing in detail.

Fee Structure

<Fees directly charged to customers>

Subscription commission: Determined by the Distributor. (Subscription Commission is a consideration for explanation of products, provision of product information and investment information, and execution of application at the time of the subscription of the Fund)

Redemption Fee: Nil

Exchange commission: Determined by the Distributor.

(Exchange Commission is a consideration for administrative procedures for exchange of units of the Fund.)

<Fees indirectly charged during holding period>

Management Fee (Trust Fee):

Trust fee is calculated daily as sum of 1 and 2 as shown below during the holding period.

1. The amount obtained by multiplying the total net assets of the trust assets by the ratio up to 0.649% per annum (0.59% before tax).

2. The amount obtained by multiplying lending charges due to lending of stocks held in the trust assets by up to 55% (50% before tax).

Other Expenses and Brokerage Commissions

Fund Listing Expenses and Annual Fees for Use of Trademarks of the Index with tax levied on them can be borne by the unitholders, and can be paid from the trust assets.

Commissions associated with securities transactions (including brokerage commissions on trade of securities, fees for future transactions and option transactions) and auditing fees shall be charged to the trust assets.

※As expenses for brokerage commissions on trade of securities, etc. shall vary depending on circumstances, specific rate of fees or the maximum amounts thereof cannot be disclosed in advance.

※Please see further details described under "Expenses and Taxes of the Fund" in the Prospectus.

About the copyright of the index

"Indxx" is a service mark of Indxx and has been licensed for use for certain purposes by the Advisor. The Funds are not sponsored, endorsed, sold or promoted by Indxx. Indxx makes no representation or warranty, express or implied, to the owners of the Funds or any member of the public regarding the advisability of investing in securities generally or in the Funds particularly. Indxx has no obligation to take the needs of the Advisor or the shareholders of the Funds into consideration in determining, composing or calculating the Underlying Indices. Indxx is not responsible for and has not participated in the determination of the timing, amount or pricing of the Fund shares to be issued or in the determination or calculation of the equation by which the Fund shares are to be converted into cash. Indxx has no obligation or liability in connection with the administration, marketing or trading of the Funds.

Disclaimer: Warning before handling this material

This material was prepared by Global X Japan Co. Ltd. to provide information about its funds' performance and other operation-related facts. Potential investors should refer to and read the prospectus of such fund product for more detailed information prior to their investment decision. Since investment trusts will invest in stocks whose prices fluctuate, the NAV of this fund could possibly decline and cause a loss in investment. The investors' principals thus are not guaranteed and the fund contains risk that the NAV may fall below its par value. All the gains and losses accrued to the trust assets will be attributable to the investors. Investment trusts are different from deposits and insurance policies. Investment trusts are not protected by the Deposit Insurance Corporation of Japan and insurance policyholders protection corporations. Investment trusts which are not purchased from securities companies are not protected by the Japan Investor Protection Fund. The information, statements, forecasts and projections contained herein, including any expression of opinion, are based upon sources believed to be reliable, but their accuracy, correctness or completeness are not guaranteed. The performance of investments, if referred to herein, is based on past data and is neither necessarily an indication nor a guarantee of future performance of investments. The performance data in this material does not consider any tax or fees if there were any, and will not provide a final return for potential investors. Global X Japan Co. Ltd. made all reasonable efforts to ensure that the information contained herein is current, but it is subject to change without notice. The dividend amount is to be determined, based on the dividend distribution policy of such fund product, by the investment manager, who will not promise or guarantee any fixed amount of dividend before investment. In some cases, the investment manager might decide to skip a dividend payment for the correspondent period due to performance reason. Global X is a registered trademark of Global X Management Company LLC. Any replication, citation, reprinting, transmission or otherwise of Global X – by any means and for any purpose – without permission is prohibited. Global X LLC is a registered investment advisor with the United States Securities and Exchange Commission.



Global X Japan Co. Ltd. Registration No. : Director of Kanto Local Finance Bureau (Financial Instruments Firms) No.3174 Member of Japan Investment Advisers Association Member of The Investment Trusts Association, Japan

Sanno Park Tower 21F, 2-11-1, Nagatacho, Chiyoda-ku, Tokyo